

Lithium Iron Phosphate (LiFePO4) Battery

TN-LFP12.8V100AH

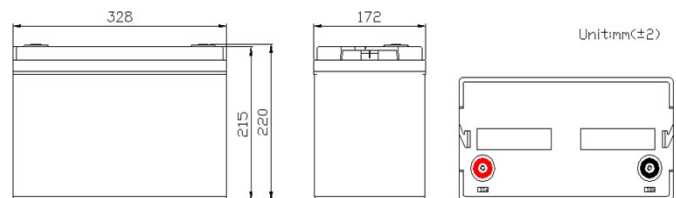
Features

- ◆ Using the technology of lithium iron phosphate cell, superior safety, thousands of cycles, 100%DOD, under normal conditions
- ◆ Built-in automatic protection for over-charge, over discharge, over current and over temperature
- ◆ Free of maintenance
- ◆ Internal cell balancing
- ◆ Lighter weight: About 40% ~50% of the weight of a comparable lead acid battery.
- ◆ Can be charged using most standard lead-acid charges (set)
- ◆ Wider temperature range:-20℃~60℃
- ◆ Support for Series application expansion (up to 51.2V) and two in parallel



Application

- ◆ UPS
- ◆ Solar & Wind Power System
- ◆ Golf Cart
- ◆ Electric Vehicle , E-bike, E-rickshaw etc.
- ◆ Lighting



General Specifications

Electrical Characteristics	Nominal Voltage	12.8V
	Nominal Capacity	100Ah@0.2C
	Energy	1280Wh
	Internal Resistance	45≤mΩ
	Cycle Life	>2000 Cycles @ 0.2C Charging/Discharging at 100%DOD, Until 70% Capacity.
	Self Discharge	≤3.5% per month at 25℃
Standard Charging	Charging Voltage	14.6±0.2V
	Charging Mode (CC/CV)	At 0℃~45℃ temperature, charged to 14.6V at a constant current of 0.2C5A, and then, changed continuously with constant voltage of 14.6V until the current was not more than 0.02C5A.
	Charging Current	20A
	Max.Charging Current	50A
Standard Discharging	Discharging Current	20A
	Max. Continuous Current	100A
	Max.Pulse Current	200A(<3S)
	Discharging Cut-off Voltage	10.0V
Operating Condition	Charge Temperature	0℃ to 45℃(32℉ to 113℉) @60±25% Relative Humidity
	Discharge Temperature	-20℃ to 60℃(-4℉ to 140℉) @60±25% Relative Humidity
	Storage Temperature	0℃ to 45℃(32℉ to 113℉) @60±25% Relative Humidity
	Water Dust Resistance	IP55
Structure	Cell & Format	IFR32700 N60, 4S17P
	Casing	ABS
	Dimension(L*W*H*TH)	328*172*215*220mm
	Weight	Approx. 13.1Kg
	Terminal	M8

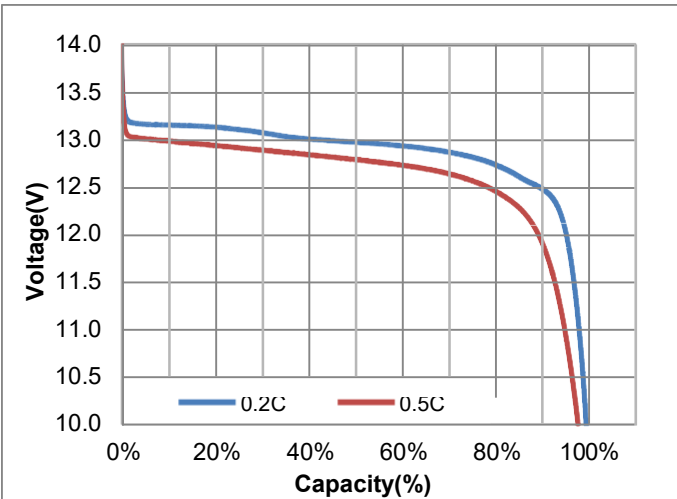
Tianneng Battery Group Co.,Ltd.

18 Baoqiao Road, Huaxi Industrial Function Zone, Zhejiang, China 313100

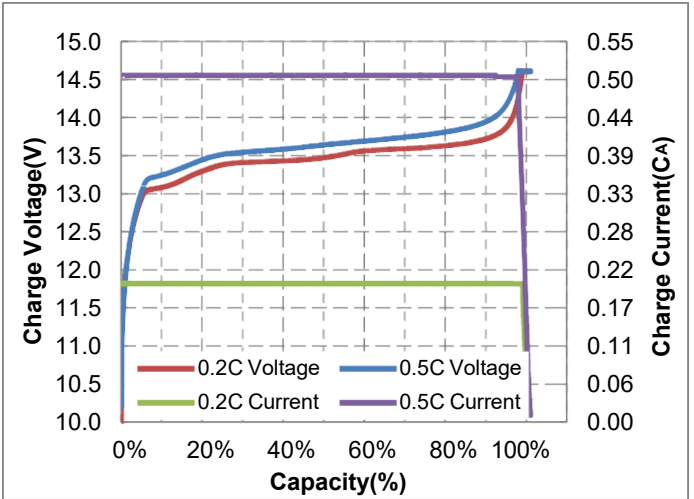
Lithium Iron Phosphate (LiFePO₄) Battery

TN-LFP12.8V100AH

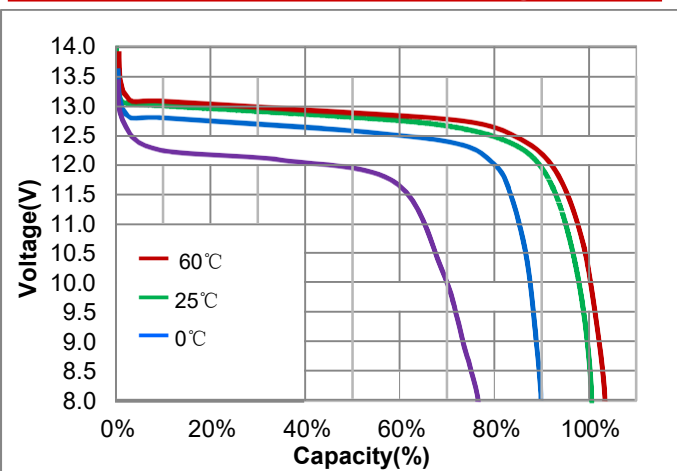
Different Rate Discharge Curve @ 25°C



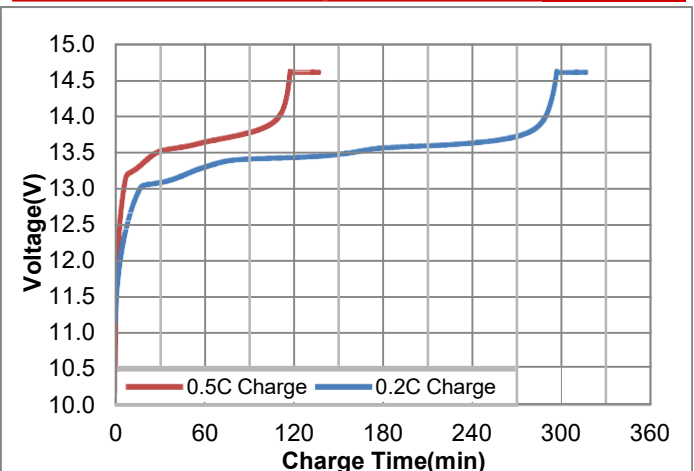
Charge Characteristics @0.2C&0.5C, 25°C



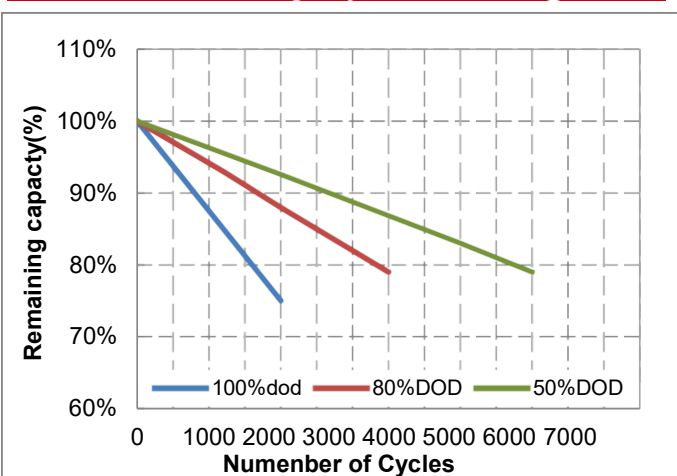
Different Temperature Discharge Curve @0.5C, 25°C



Charge Characteristics @0.2C&0.5C, 25°C



Different DOD Discharge Cycle Life Curve @0.5C, 25



Open circuit voltage VS SOC%

